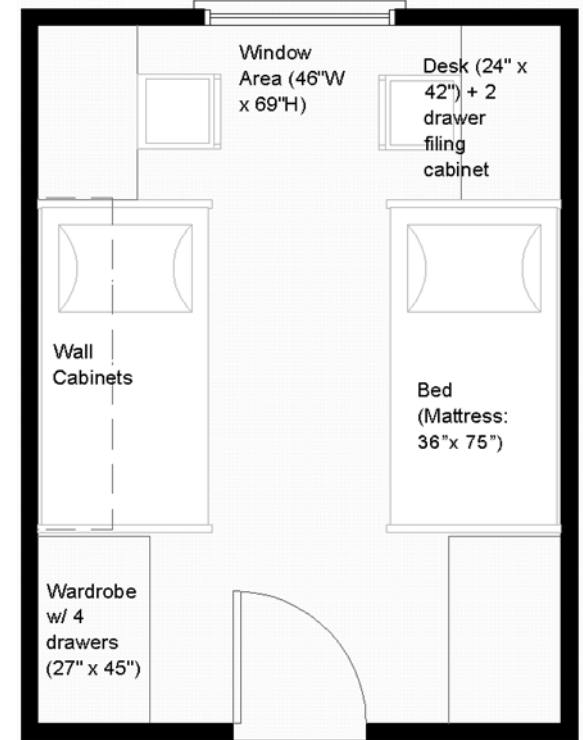
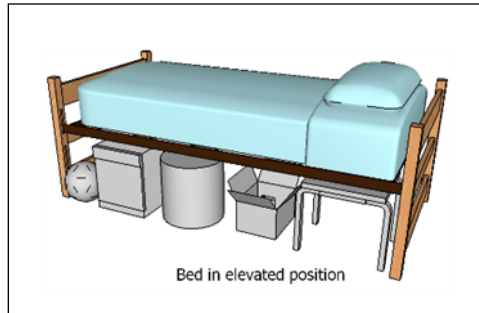


Camera View

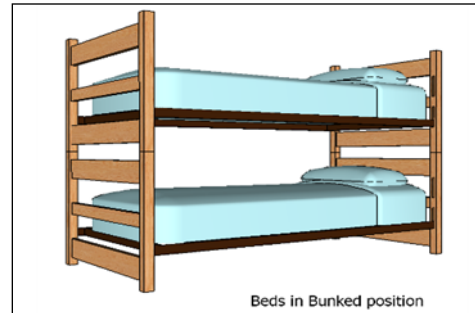


Room Dimensions: 14' x 10' 6"  
Floor Surface: Tile

Floor Plan View



Bed in elevated position



Beds in Bunked position



McClintic-Marshall House



**M&M - Sample Double Room Residence\***

\* Note: Dimensions shown are approximate. Windows include mini blinds. Overhead lighting is provided. Beds are bunkable and height adjustable. Desks contain a bookshelf. Furniture styles may vary from those shown. Entrance doorways are standard (32" x 80").