




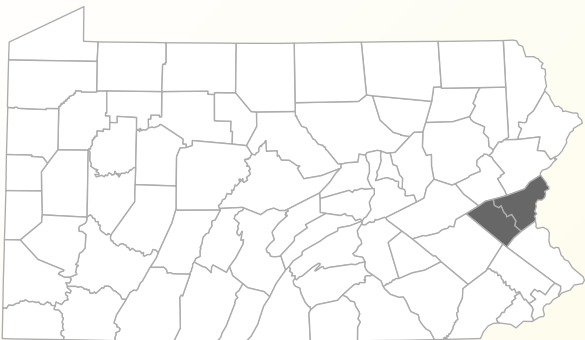
The Economic Value of Lehigh University

About Lehigh

**7,862**
Degree-seeking students

**205**
Non-degree-seeking students

**5,370**
Employees



The Lehigh Valley
Pennsylvania

Economic impact analysis



\$796.9 million Added income

Start-up and spin-off company impact

Impact of start-up and spin-off companies related to Lehigh in the region

An economic boost similar to hosting the World Series **123x**

OR **5,467** Jobs supported



1 out of every **31**

jobs in the Lehigh Valley is supported by the activities of Lehigh and its students.



\$376.7 million Added income

Operations spending impact

Impact of annual payroll and other spending

Enough to buy **7,974** new cars

OR **6,235** Jobs supported



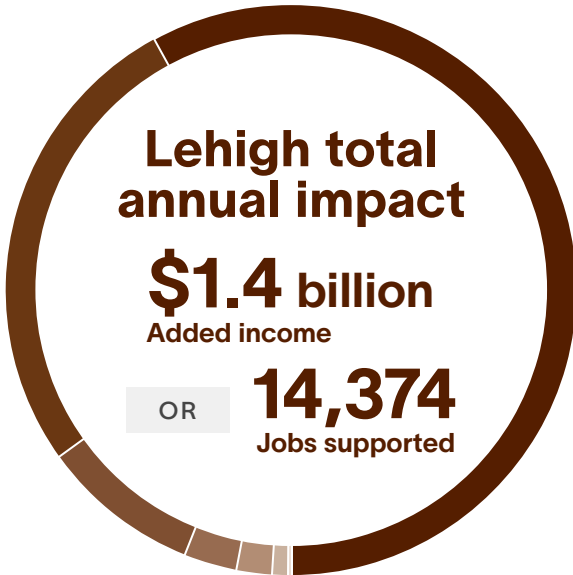
\$122.5 million Added income

Alumni impact

Impact of the increased earnings of Lehigh alumni and the businesses they work for

Enough to buy **8,354** families* a year's worth of groceries

OR **1,218** Jobs supported



\$48.1 million Added income

Research spending impact

OR

687 Jobs supported



\$28.3 million Added income

Student spending impact

OR

499 Jobs supported



\$12.3 million Added income

Visitor spending impact

OR

241 Jobs supported



\$1.6 million Added income

Volunteerism impact

OR

26 Jobs supported



● = 100 jobs * = family of four

Investment analysis



For every **\$1...**



Students gain **\$2.30** in lifetime earnings



Society gains **\$2.50** in added income and social savings

In total...



\$124.3 million
Taxpayers gain in added tax revenue and public sector savings