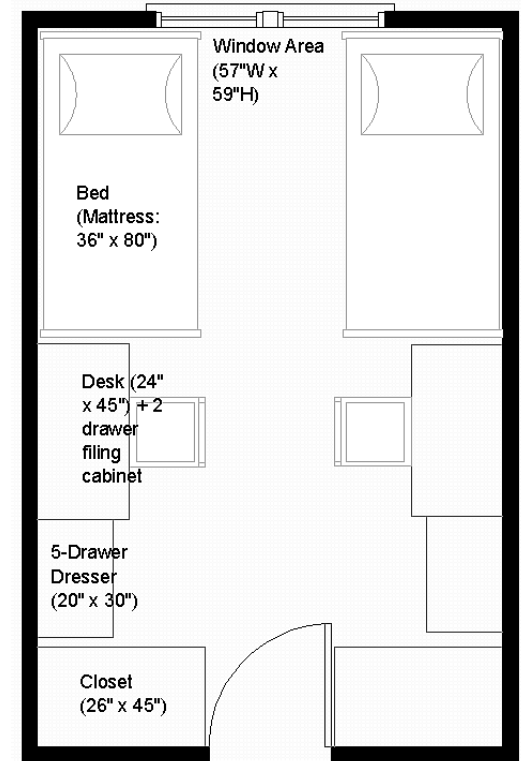

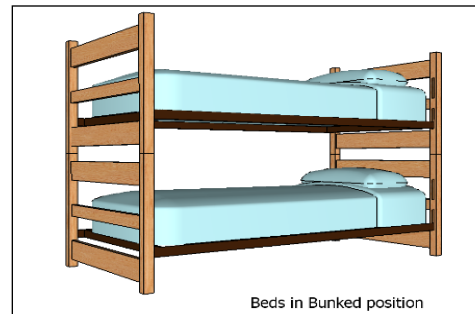
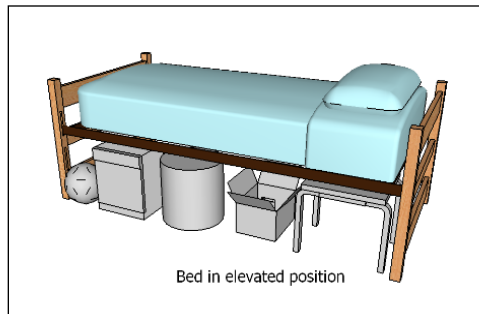


Camera View



Room Dimensions: 16' x 10' 6"  
Floor Surface: Tile

Floor Plan View



Centennial I complex



### Centennial I - Sample Double Room Residence\*

\* Note: Dimensions shown are approximate. Windows include mini blinds. Overhead lighting is provided. Beds are bunkable and height adjustable. Desks contain a bookshelf. Furniture styles may vary from those shown. Entrance doorways are standard (32" x 80").