

Optical and Photonic Glasses

Lecture 4: Glass Composition and Preparations

Professor Rui Almeida

**International Materials Institute
For New Functionality in Glass**
Lehigh University



For a given, selected value of V (in fact, it makes little difference whether this is 10^{-6} or 10^{-8} , for example), the T-T-T curve is built by calculating, for each temperature in a range of interest, the time which a fraction V takes to crystallize at a temperature T (at which the nucleation and growth rates are I_v and u , respectively).

The “nose” of the curve, which has the coordinates (t_n, T_n) , defines the **critical cooling rate**, $(dT/dt)_c$, as the *slope* of the line drawn between T_m and the “nose”:

$$(dT/dt)_c \sim \Delta T_n / t_n$$

which means that, when the melt reaches T_n after a cooling time t_n ($\Delta T_n = T_m - T_n$), the crystallized fraction will not exceed the chosen value of V . Actual continuous cooling conditions correspond to lower real values of V and easier vitrification.

Another empirical criterion is: $(dT/dt)_c \sim 10^5 / \eta_f$ ($^{\circ}\text{C/s}$)

where η_f is the melt viscosity at T_m , in Pa.s .

Note that the “melting” temperature, T_m , may actually be well over T_L .

In general, **glass formation** will be favored by: (1) a cooling rate as high as possible; (2) a high viscosity at the nose of the T-T-T curve (and at T_m); (3) absence of heterogeneous nucleation sites; (4) a large liquid-crystal interfacial energy γ ; (5) in multicomponent systems, a large compositional change between liquid and crystalline phase formed (in such systems, glass formation is also favored by a *deep eutectic*, at “low T”, where the melt viscosity is higher).

Examples of Critical Cooling Rates ($^{\circ}\text{C/s}$) for Glass Formation

Material	Homogeneous nucleation	Heterogeneous nucleation contact angle (deg)		
		100	60	40
SiO_2 glass ^a	9×10^{-6}	10^{-5}	8×10^{-3}	2×10^{-1}
GeO_2 glass ^a	3×10^{-3}	3×10^3	1	20
$\text{Na}_2\text{O} \cdot 2\text{SiO}_2$ glass ^a	6×10^{-3}	8×10^{-3}	10	$3 \times 10^{+2}$
Salol	10			
Water	10^7			
Ag	10^{10}			
Typical metal ^a	9×10^8	9×10^9	10^{10}	5×10^{10}

^a After P. I. K. Onorato and D. R. Uhlmann, J. Non-Cryst. Sol., 22(2), 367–378 (1976).

(Adapted from: *Fundamentals of inorganic glasses*, A.K. Varshneya, Academic Press, 1994)

Glass composition and preparation

Commercial glass compositions are based on complex mixtures of *glass-forming* compounds, *glass modifiers* and *intermediates*, in the Zachariasen/Sun sense previously discussed.

Although most industrial glasses are based on the glass former SiO_2 , many other compounds are normally added, whether also glass formers like B_2O_3 , or other modifiers and intermediates.

We will start by considering the most important case, from an industrial viewpoint, of glasses prepared by cooling from the molten state.

Glass formers

A Partial List of Glasses Formed by Cooling from a Melt^a

Elements

S, Se

Te(?)

P

Oxides

B₂O₃, SiO₂, GeO₂, P₂O₅, As₂O₃, Sb₂O₃

In₂O₃, Tl₂O₃, SnO₂, PbO₂, SeO₂

“Conditional” TeO₂, SeO₂, MoO₃, WO₃, Bi₂O₃, Al₂O₃, Ba₂O₃,

V₂O₅, SO₃

Sulfides

As₂S₃, Sb₂S₃

various compounds of B, Ga, In, Te, Ge, Sn, N, P, Bi

CS₂

Selenides

various compounds of Tl, Sn, Pb, As, Sb, Bi, Si, P

Tellurides

various compounds of Tl, Sn, Pb, As, Sb, Bi, Ge

Halides

BeF₂, AlF₃, ZnCl₃, Ag(Cl, Br, I), Pb(Cl₂, Br₂, I₂), and multicomponent mixtures

Nitrates

KNO₃—Ca(NO₃)₂ and many other binary mixtures containing alkali and alkaline earths nitrates

Sulfates

KHSO₄ and other binary and ternary mixtures

Carbonates

K₂CO₃—MgCO₃

Simple organic compounds

O-Terphenyl, toluene, 3-methyl hexane, 2,3-dimethyl ketone, diethyl ether,

isobutyl bromide, ethylene glycol, methyl alcohol, ethyl alcohol, glycerol, glucose

As droplets only: *m*-xylene, cyclopentane, *n*-heptane, methylene chloride

Polymeric organic compounds

Example—polyethylene (—CH₂—), and many others

Aqueous solutions

Acids, bases, chlorides, nitrates, and others

Metallic alloys by “splat cooling”

Au₄Si, Pd₄Si

Te_x—Cu_{2.5}—Au₅

^a After R. H. Doremus, *Glass Science*, p. 12. Wiley-Interscience, New York, 1973. Reproduced with permission of J. Wiley & Sons.

(Adapted from: *Fundamentals of inorganic glasses*, A.K. Varshneya, Academic Press, 1994)

Abundance of chemical elements in earth crust (on a mol% basis):

O - 50 %

Si - 25 %

Al - 7 %

Fe - 4 %

Ca - 3 %

Na - 2.5 %

K - 2 %

Mg - 2 %

95.5 %

Minerals:

silicates

alumino-silicates

other oxides

Typical oxide glass compositions (in weight %)

window: 72 SiO₂-1 Al₂O₃-10 CaO-2.6 MgO-13.6 Na₂O (soda-lime glass)

container: 72 SiO₂-2 Al₂O₃-10 CaO-0.8 K₂O-13.7 Na₂O ...

borosilicate: 80 SiO₂-12 B₂O₃-2 Al₂O₃-5 Na₂O ... (“pyrex glass”,...)

fiber: 54 SiO₂-10 B₂O₃-14 Al₂O₃-17.5 CaO-4.5 MgO

optical: 46 SiO₂-45 PbO-7 K₂O-1.7 Na₂O ...

Typical compositions of commercial glasses (wt%)

Glass	SiO ₂	Al ₂ O ₃	Fe ₂ O ₃	CaO	MgO	BaO	Na ₂ O	K ₂ O	SO ₃	F ₂	PbO	B ₂ O ₃	ZnO	TiO ₂	Cr ₂ O ₃	As ₂ O ₅	CeO ₂
Flint container	72.6	1.6	0.05	11.0	0.1	—	13.7	0.5	0.2	—	—	—	—	0.1	—	—	—
Amber container	72.7	1.9	0.22	10.0	—	—	13.8	1.0	0.03	—	—	—	—	—	—	—	—
Green container	72.0	1.1	0.96	8.4	2.1	—	15.1	—	—	—	—	—	—	—	0.19	—	—
Flat	72.8	1.4	0.1	8.2	3.8	—	12.8	0.8	0.3	—	—	—	—	—	—	—	—
Borosilicate	80.2	2.6	0.07	0.1	—	—	4.5	0.3	—	—	—	12.3	—	—	—	—	—
Lighting ware (opal)	59.9	6.1	0.05	—	—	1.3	14.9	2.3	—	5.8	—	0.8	2.4	—	—	—	—
Full lead crystal	54.9	0.1	0.02	—	—	—	0.2	12.3	—	—	31.9	0.5	—	—	—	0.5	—
Lead crystal	58.5	—	0.02	—	—	—	1.3	13.1	—	—	25.2	1.5	—	—	—	0.5	—
Glass fibre, "A" glass	72.0	2.5	0.5	9.0	0.9	—	12.5	1.5	—	—	—	0.5	—	0.1	—	—	—
Glass fibre, "E" glass	55.2	14.8	0.3	17.7	4.3	—	0.3	0.2	—	0.3	—	7.3	—	—	—	—	—
Colour TV screen	63.2	3.3	—	1.8	1.1	12.7	9.9	7.5	—	—	—	—	—	—	—	—	0.21
Aluminosilicate	57.0	20.5	0.01	5.5	12.0	—	1.0	—	—	—	—	4.0	—	—	—	—	—
Light barium crown	57.1	0.2	—	0.3	—	26.9	—	13.7	—	—	—	1.8	—	—	—	—	—
Dense barium crown	36.2	3.5	—	0.2	—	44.6	—	0.2	—	—	—	7.7	—	—	—	—	—
Light flint	52.5	0.2	—	0.3	—	—	—	9.5	—	—	37.5	—	—	—	—	—	—
Dense flint	48.0	0.2	—	0.3	—	—	5.2	1.2	—	—	45.1	—	—	—	—	—	—

(Adapted from: Glass-making today, P.J. Doyle, Portcullis press, 1979)

Note: the term *flint* is normally used for glasses which contain significant amounts of PbO, including the so-called lead *crystal* glasses (24-32 wt% PbO) and the optical *flint* glasses, containing even higher amounts of PbO (light flint, with up to ~ 44 wt% PbO and dense flint, with up to ~ 60 wt% PbO); *crown* glasses usually have BaO or La₂O₃.

Raw materials

Name	Formula	Molecular weight	oxide
Boric acid	H_3BO_3	61.84	B_2O_3
Borax	$Na_2B_4O_7 \cdot 10H_2O$	381.43	B_2O_3
Anhydrous borax	$Na_2B_4O_7$	201.27	Na_2O B_2O_3
Limestone	$CaCO_3$	100.09	CaO
Dolomite, pearlspar	$MgCO_3 \cdot CaCO_3$	184.42	CaO MgO
Hydrated lime	$Ca(OH)_2$	74.10	CaO
Magnesite	$MgCO_3$	84.33	MgO
Barium carbonate, witherite	$BaCO_3$	197.37	BaO
Barium sulphate, barytes	$BaSO_4$	233.43	BaO SO_3
Red lead, minium	Pb_3O_4	685.43	PbO
Litharge	PbO	223.19	PbO
Soda ash	Na_2CO_3	106.00	Na_2O
Sodium sulphate, saltcake	Na_2SO_4	142.06	Na_2O SO_3
Sodium nitrate, chili-saltpetre	$NaNO_3$	85.01	Na_2O
Potash, pearl ash	K_2CO_3	138.21	K_2O
Glassmakers' potash	$K_2CO_3 \cdot 1\frac{1}{2}H_2O$	165.24	K_2O
Potassium nitrate, saltpetre	KNO_3	101.10	K_2O
Lithium carbonate	Li_2CO_3	73.89	Li_2O
Fluorspar	CaF_2	78.08	CaO F_2
Cryolite	$AlF_3 \cdot 3NaF$	209.97	Al_2O_3 Na_2O F_2
Sodium silico-fluoride, sodium fluosilicate	Na_2SiF_6	188.05	Na_2O SiO_2 F_2
Sodium fluoride	NaF	42.00	Na_2O F_2
Calcium sulphate, anhydrite, gypsum, finaglass	$CaSO_4$	136.15	CaO SO_3
Sodium chloride, salt	$NaCl$	58.45	Na_2O Cl_2

(Adapted from: Glass-making today, P.J. Doyle, Portcullis Press, 1979)

Preparation of oxide glasses

A) Industrial scale

B) Laboratory scale

MAIN FAMILIES OF OXIDE GLASSES:

- silicates
- borates
- germanates
- phosphates

Fabrication methods

- **melting** (and casting: stones, striae, cords)
- **sol-gel** (and densification: cracking)
- **chemical vapor deposition** (CVD, and densification)
- **flame hydrolysis deposition** (FHD, and densification)
- **physical vapor deposition** (PVD: thermal or e-beam evaporation, sputtering, PLD)

Types of glass

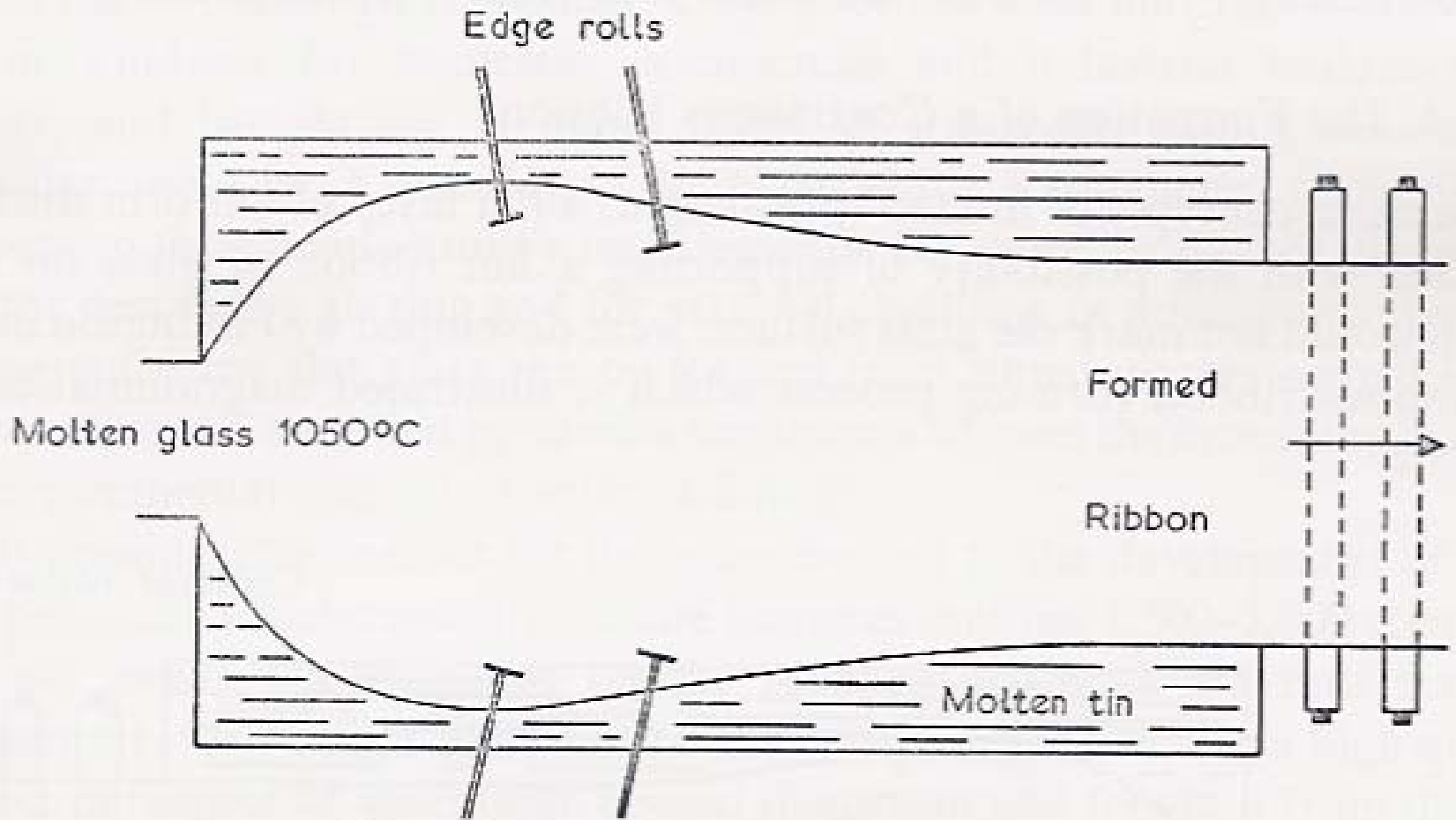
A) Flat glass (window)

- Horizontal draw (Libbey-Owens, 1905)
- Vertical draw (Fourcault, 1902; Pittsburgh, 1926)
- Float glass (Pilkington, 1965)

B) Hollow glass (container, tubing)

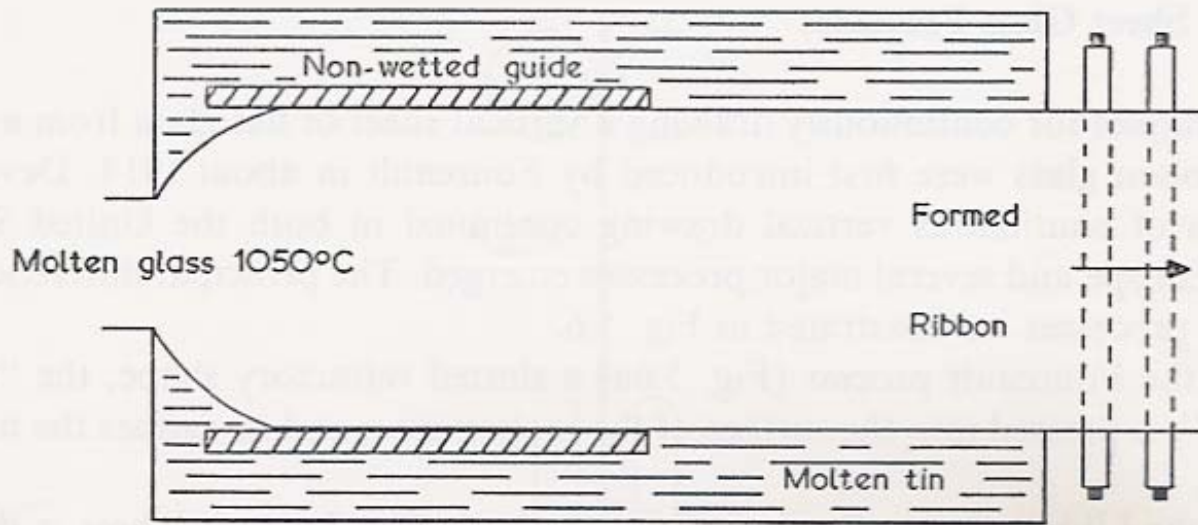
- Blowing
- Drawing (tubing)
- IS machines (bottles, ...)

C) Fiber glass

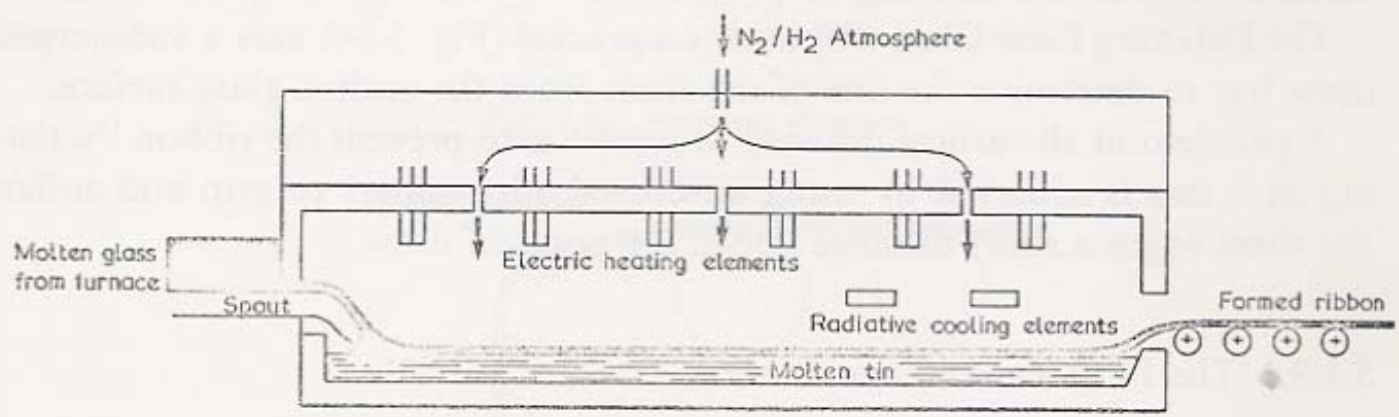


Manufacture of thin float ribbon (~ 2 – 10 mm)

(Adapted from: *Glass-making today*, P.J. Doyle, Portcullis press, 1979)



4. Manufacture of thick float ribbon (~ 10 – 25 mm)



5. Vertical section through float bath

Molten Sn bath in a $N_2 / 10\%H_2$ reducing atmosphere.

(Adapted from: Glass-making today, P.J. Doyle, Portculis Press, 1979)

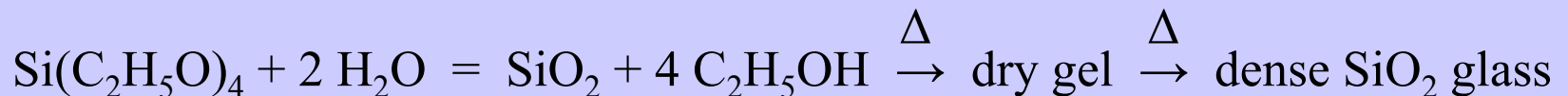
C) Glass fiber

- for insulation (sieve-like Pt bushing)
- continuous fiber (drawn from Pt bushing)
- optical fiber (high silica fibers)

Sol-gel glasses

The colloidal route designated by *sol-gel* is a method for preparing glasses, either in bulk or thin film form, which assumes special importance in the case of optical and photonic glasses.

The traditional sol-gel process, whose origin dates back to the 19th century, may be exemplified in the case of the preparation of SiO₂ glass. This starts with the hydrolysis and polycondensation of an alkoxide such as tetraethoxysilane (TEOS) in an acidic medium:



A colloidal solution (the “sol”) is first obtained, which polymerizes further (“ageing”) and turns into a “gel” (through solvent evaporation); this is further dried and finally densified (at a temperature near T_g) into a solid, dense glass.